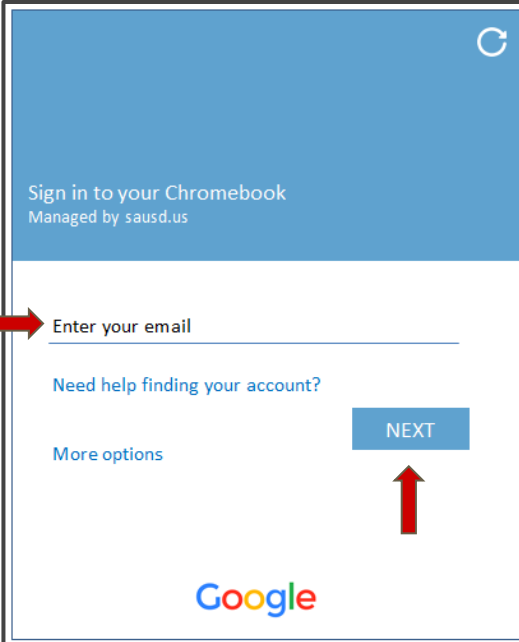




# Log into the Chromebook using the test account provided

- Enter your Gmail username & Password provided on your handout.

## Enter Gmail Username & select Next



Sign in to your Chromebook  
Managed by sausd.us

Enter your email

[Need help finding your account?](#)

[More options](#)

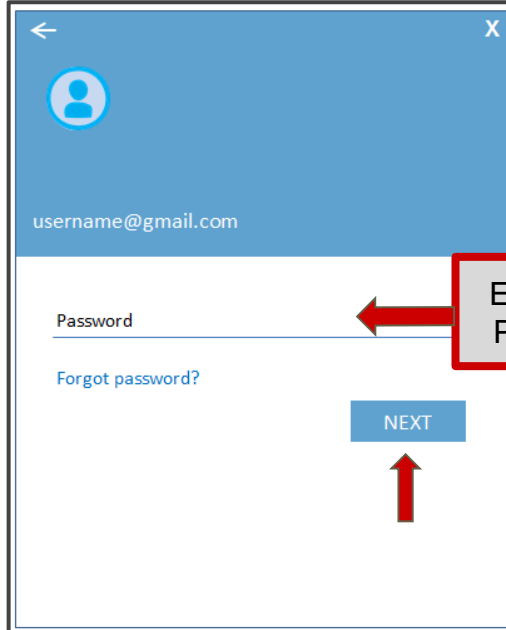
NEXT

Google

A red arrow points from a box on the left to the "Enter your email" input field. A red arrow points from the "NEXT" button to a box on the right.

Enter your Gmail  
Username Only

## Enter Password & select Next



username@gmail.com

Password

[Forgot password?](#)

NEXT

A red arrow points from a box on the right to the "Password" input field. A red arrow points from the "NEXT" button to a box on the left.

Enter your  
Password

# Internet Basics



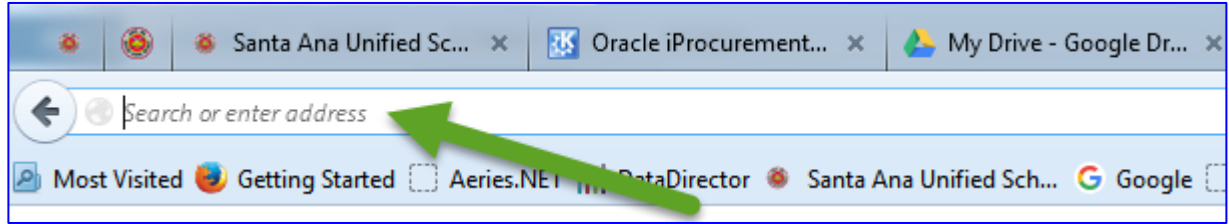
# Screen After Logging In



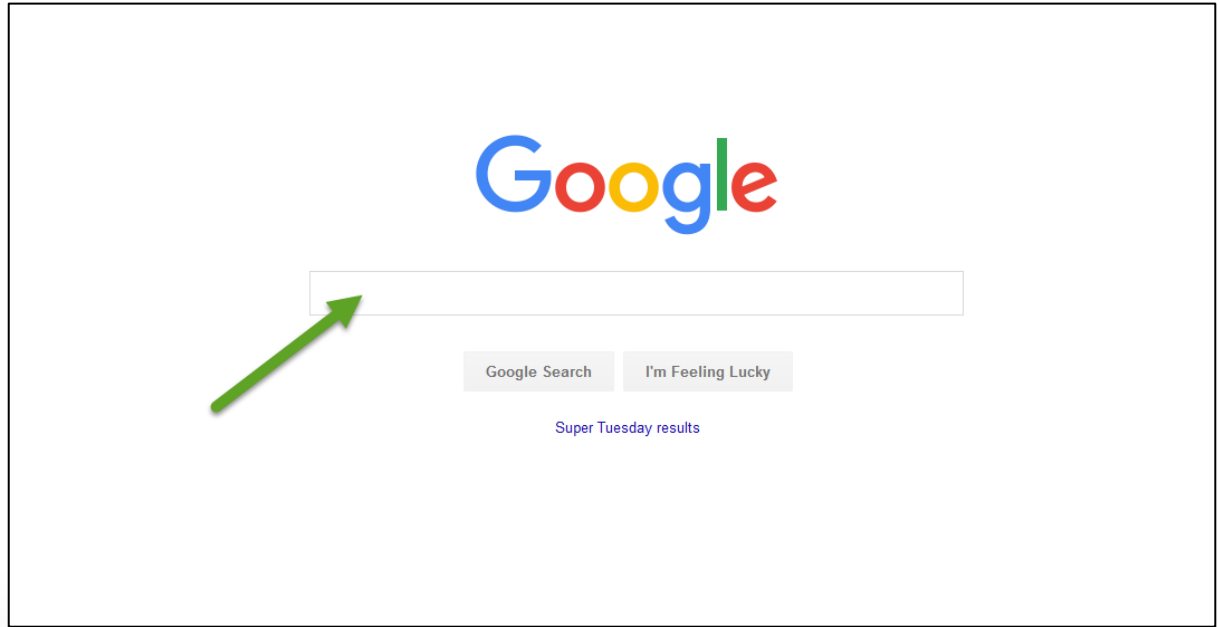
Click in the lower left corner on Google Chrome 



# The Address bar



## vs. Google Search



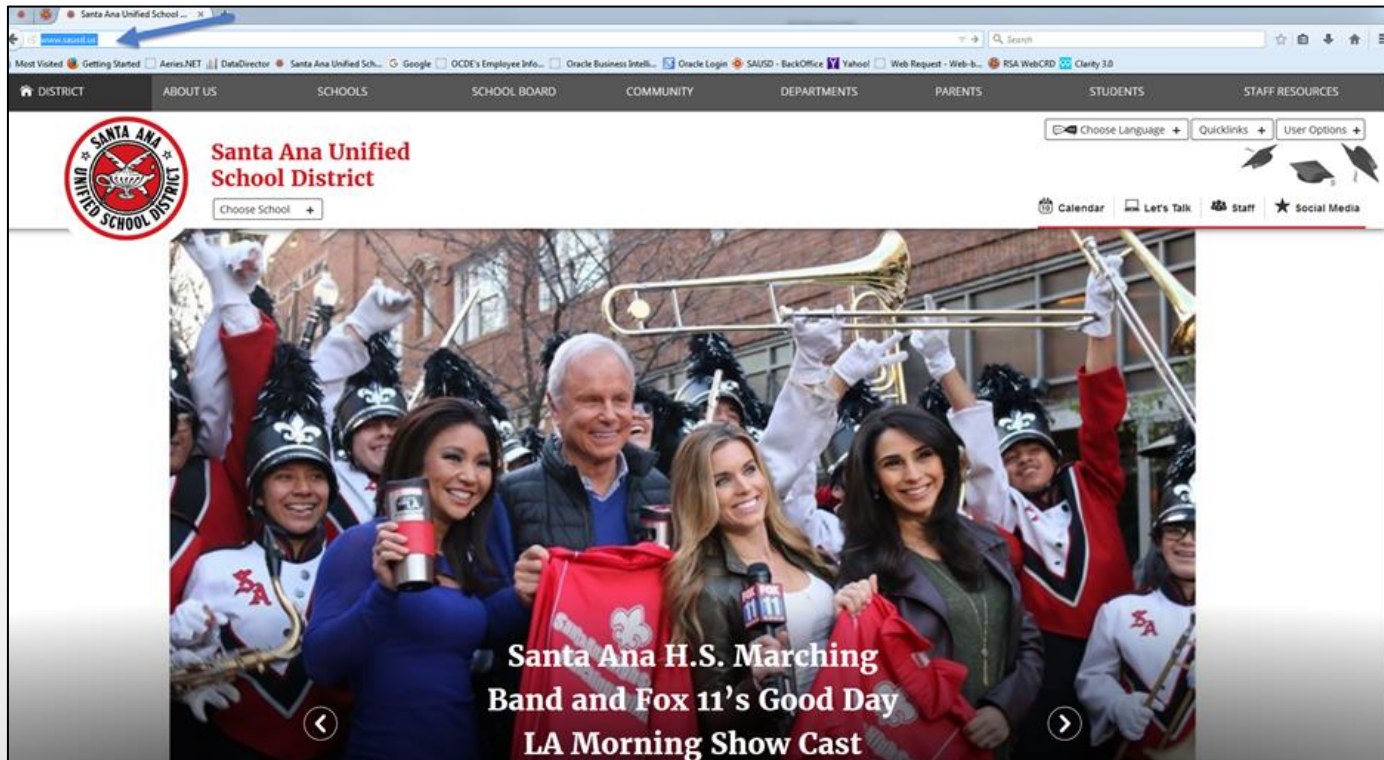


# Let's practice...with SAUSD resources

## Online Resources for You and Your Family

Type [www.sausd.us](http://www.sausd.us) in the address bar (top left corner of your page)

Then click **Enter** on your keyboard after you have typed in the website address.  
This is the main webpage for all of the Santa Ana Unified School District.



# Choose Language preferences



1. Click on “Choose Language” in the top right corner of the page.
2. Select and click “English to Spanish”

A screenshot of the Santa Ana Unified School District website. The browser's address bar shows "www.sausd.us". The navigation menu includes "DISTRICT", "ABOUT US", "SCHOOLS", "SCHOOL BOARD", "COMMUNITY", "DEPARTMENTS", "PARENTS", "STUDENTS", and "STAFF RESOURCES". The "STUDENTS" menu is open, showing a "Choose Language" dropdown with options: "English to Spanish", "English to Arabic", "English to Chinese (Simplified)", "English to Chinese (Traditional)", "English to French", "English to German", "English to Italian", "English to Japanese", "English to Korean", and "English to Portuguese". A blue arrow points to the "Choose Language" button, and a blue circle highlights the "English to Spanish" option. The main content area features a group photo of staff and students at a ribbon-cutting ceremony for the "Romero-Cruz Celebrates New Kid Fit Center!". The text below the photo reads: "Romero-Cruz Celebrates New Kid Fit Center! Students at Romero-Cruz Elementary School will have no problem staying fit thanks to their new Fit Kid Center, a classroom that has been transformed into a fitness-fun-filled center. Thanks to a grant funded".



# Find your child's school webpage

Click on **SCHOOLS**

A screenshot of the Santa Ana Unified School District website. The browser's address bar shows "Santa Ana Unified School...". The navigation menu includes "DISTRICT", "ABOUT US", "SCHOOLS", "SCHOOL BOARD", "COMMUNITY", "DEPARTMENTS", "PARENTS", "STUDENTS", and "STAFF RESOURCES". The "SCHOOLS" dropdown menu is open, listing options: Elementary, Intermediate, High School, Alternative Schools &amp; Programs, Charter Schools, Single Plan for Student Achievement, School Accountability Report Cards (SARC), Bell Schedules, and Maps/Locator. A "Choose School" button is visible below the menu. The main content area features a large group photo of students in various college-themed sweatshirts. Overlaid on the photo is the text: "Sierra continues to promote a college-going culture". Below the photo, a caption reads: "Although it may be years away, students are familiar with the names and choices of colleges across the country. Thanks to Principal Mr. Church for stressing the importance of exposing students to college at".





# Find the name of your school

- Click on the triangle to open the list of school names.
- Click on the name of your child's school.
  - The schools are listed in alphabetical order.
- Click the **Submit** button once you have found the name of the school.

A screenshot of the Santa Ana Unified School District website. At the top left is the district's logo, a red circle with a torch and the text "SANTA ANA UNIFIED SCHOOL DISTRICT". To the right of the logo, the text "Santa Ana Unified School District" is displayed in red. Below this is a "Choose School +" button. A navigation bar below the header contains the text "ring All Students for Success in College and Career". The main content area is titled "Schools" in red. On the left side of this area is a "Homepage" link. On the right side, there are two dropdown menus: "School Name" with "All" selected and "School Type" with "All" selected. Below these menus is a dark grey "Submit" button. Two green arrows point to the "School Name" dropdown and the "Submit" button.

# Learn about your child's school

Let's have a Scavenger Hunt...




Find the following 4 items on the school's webpage:

1. What is the name of the school's principal?

1. What is the phone # of the school?

1. Where is the school calendar?

1. What is one current event happening at the school?



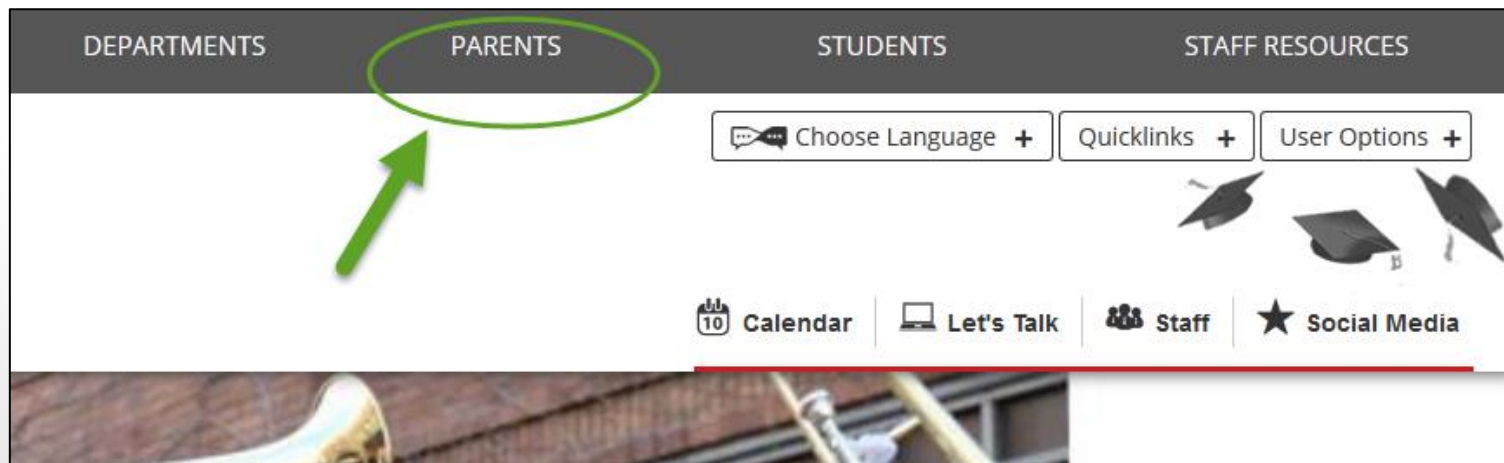


# Return to the SAUSD District webpage

1. Click on District in the top left corner.



2. Once you are on the District's main webpage, click on Parents in the top right corner.





## Parent Resources

---

Parent Resources Home Page

+ Parent/Student Portal

Parent and Student Handbook  
2014-15

Access for All - Parent Information

+ Back to School Information

Covered California Health Care

CyberSavvy Resources for Parents

+ DAC/DELAC Meetings

Early Childhood Programs

Fundamental School Enrollment  
Process

+ Nutrition Services Information

Gifted and Talented Education  
(GATE)

Health Services

+ Helpful Information for Parents

Migrant Education Program

Network for a Healthy California

+ Online Resources for Parents

Parent Classes

Positive Behavioral Interventions  
and Supports (PBIS)

## Recursos para los padres

---

Recursos para Padres Página de  
inicio

+ Padre / Portal del Estudiante

Manual de Padres y Estudiantes  
2014-15

Acceso para todos - Información  
para Padres

+ Volver a Información de escuela

Cubiertos Cuidado de la Salud de  
California

Recursos para padres CyberSavvy

+ Las reuniones del DAC / DELAC

Programas de infancia temprana

<http://www.sausd.us/domain/12>

# Internet Identity, Safety, & Security

The world is at your fingertips.



# Understanding URLs



**.com** (.commercial -for most businesses)

**.net** (.network)

**.edu** (for education)

**.org** (for non-profit organizations)

# Opening Up the Digital World

**shopping**



**information**



**entertainment**



**education**



**banking**



# Staying Safe Online

## *Protect Your Family from Online Identity Theft\**



\*Someone uses your personal information without your knowledge to commit fraud or theft.

## *Prevention Tips:*

- Create strong passwords and use different passwords for different sites - keep them private.
- When creating passwords, don't use information that could be easily linked to you (like your birth date, Social Security number, phone number, or the names of pets or hobbies).
- Don't reply to e-mail or pop-up messages that requests you update or provide personal information.
- Remind your children not to give private information online.



# Safe Online Shopping

- Type web addresses carefully and only use secure, known sites to shop.

- [https](https://): the “s” means a secure site.



- Never give anyone your credit card information over email.

ebay

amazon



- Protect your personal information.
  - Online stores don't need your social security number or your birthday.
  - Choose one credit card or a prepaid credit card for online use only.

# How Viruses & Spyware Spread

- User clicks on link in an email, email attachment, or downloadable file on a website or on a social network. The link takes user to a website that attacks browser and forces virus or spyware
  - *Prevention Tip:* Don't click on suspicious links, pop ups, or ads offering you anything for free, even if it looks like it comes from a friend.



**John Rundag** Hey, 3 days ago I signed up at <http://www.ipadcheck2010.info/> as a tester and today I got my iPad. All you need to do is to tell them your opinion about iPad and you can keep it forever. You should hurry since i highly doubt this is gonna last forever.



**FREE IPAD!!!!**

# Your Digital Footprint



## [Dos Tipos de Estúpido](#) [Two Kinds of Stupid](#)

Maintaining a positive online reputation is emphasized by SAUSD. It is important since it can affect students' college and career opportunities.

The video above is an example of teaching materials used in our classrooms.

# Protect Your Online Identity



- Potential employers often look at Facebook pages.
- Private information is no longer, by default, private. If you want information to be private, you must take steps to make it so.
- Digital content is easily forwarded and re-posted.
- Your online reputation has offline implications.





# Additional Resources

- [How Computer Viruses Work](#)
- [Como los virus informáticos Trabajo](#)
- [How Spyware Works](#)
- [Cómo funciona el software espía](#)
- [Common Sense Media](#) (English and Spanish)
- [Netsmartz for Parents](#) (English and Spanish)
- [YouTube \(Google Help\)](#)



# 5

## Internet SAFETY TIPS

2

Always **LOG OFF** the computer



**NEVER GIVE AWAY**  
your **PASSWORDS**



3




4

**NEVER COMMUNICATE**  
online with **STRANGERS**

1



**NEVER REVEAL**  
personal information  
such as full name,  
home address, or school



**FOLLOW** the appropriate  
**AGE LIMIT** for social  
networking sites

5

# Questions and Answers





T H A N K  
Y O U